














Current Ratings 3 Single Core (Al) XLPE

3 single core aluminium conductor, 0.6/1kV X-90 XLPE insulated, PVC sheathed cables
Based on AS/NZS 3008.1.1

Nominal Conductor Area mm ²	Unenclosed				Enclosed Conduit in Air	Partially Surrounded by Thermal Insulation	Completely Surrounded by Thermal Insulation	Buried Direct	Underground Ducts			Single Phase Voltage Drop	
	Spaced	Spaced from Surface	Touching	Exposed to Sun									
													
16	84	71	67	50	56	45	33	91	66	79	4.25	4.25	
25	113	97	91	66	75	60	45	117	87	103	2.67	2.67	
35	140	119	111	81	93	75	56	140	106	122	1.94	1.94	
50	171	146	136	99	111	89	-	166	126	147	1.43	1.44	
70	219	186	174	124	142	114	-	203	158	180	0.997	1.000	
95	271	232	216	153	171	137	-	243	190	214	0.727	0.733	
120	318	271	253	178	203	162	-	277	221	248	0.582	0.589	
150	366	313	291	203	229	183	-	310	249	277	0.482	0.491	
185	427	365	339	235	261	209	-	352	283	321	0.394	0.404	
240	513	438	407	280	312	250	-	409	333	371	0.314	0.327	
300	596	508	472	322	268	294	-	463	385	430	0.266	0.281	
400	705	599	557	376	424	339	-	530	442	491	0.226	0.243	
500	829	703	652	437	509	407	-	604	520	559	0.197	0.216	
630	978	824	765	507	582	466	-	688	593	654	0.177	0.198	